



CLASSIC COLLECTION

—
Surface finishes for operable
partitions

CLASSIC
COLLECTION

—
Surface finishes for operable partitions



CLASSIC COLLECTION

From partition to design element.



Discreet colours

Page 4–5



Strong colours

Page 6–9



Light, bright natural shades

Page 10–13



Dark natural shades

Page 14–17



Aluminum

Page 18–19



Light wood shades

Page 20–21



Dark wood shades

Page 22–25

How do you turn a partition system into a design element?

With colour and structure. The world of colours offers the ideal tone and shade for almost any requirement, satisfying individual tastes

and expressing unique identity. In private and in commercial buildings. From conservative to bold, from calming to stimulating – every colour and texture has its own character. The decorative finishes of the Classic Collection serve to

create an exemplary appearance – and now in even more nuances. Get to know the Classic Collection – and be inspired.

CLASSIC COLLECTION

DISCREET COLOURS


—
Refined reticence.




Discreet white and grey shades define elegant restraint and purist design. They add scope to interior architecture while enhanc-

ing the impression of space. And they harmonise particularly well with glass elements. The room gives a feeling of alluring gener-


osity and openness. Unobtrusive, these shades impart a truly individual note.




UL 54 Polar White
NCS S0502-R70B




131/7 Super White
RAL 9003



131/5 White
RAL 9010
NCS S1002-G50Y



UL 786 Pearl Grey I
NCS S 1002-B



U 22/53 Pearl Grey II
RAL 7035
NCS S 2000-N




U 26/6 Pearl Grey III
RAL 9006
NCS S2500-N

CLASSIC COLLECTION

STRONG COLOURS


—
Setting a confident tone.



For a clear colour statement, we would recommend a decor finish in the colours black, bordeaux or royal blue. These shades will

add accent to any interior ambience, generating an innate confidence tinged with extravagance. They impart to the variable,


functional partition system an air of dominance, giving the room real personality.



U 41/6 Black
RAL 9005
NCS S 9000-N



UL 105 Bordeaux
RAL 3009
NCS S 5040-Y90R



US 715 Royal Blue
NCS S 4020-R80B

CLASSIC COLLECTION

ROYAL BLUE



The colour of kings.

The new shade that manifests dignity in design. It adds a majestic note to any room, creating a noble atmosphere of calm relaxation and concentration.



US 715 Royal Blue
NCS S 4020-R80B

CLASSIC COLLECTION

LIGHT, BRIGHT NATURAL SHADES


—
Expressing natural exuberance.




Natural colours such as cream, beige and magnolia create a pleasantly peaceful, gentle ambience, providing a background

that elevates the overall spatial effect. Such tones synergise perfectly with cascading sunlight. Combined with materials such

as decorative aluminium, partition systems in these colours create delightful contrasts.



U 79/6 Cream I
RAL 1015
NCS S 1010-Y30R



U 212 Beige
RAL 080.80.10
NCS S 2005-Y40R



U 1379 Magnolia
NCS S 0804-Y30R

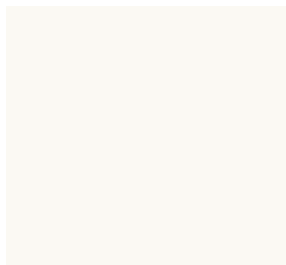
NEW

CLASSIC COLLECTION

MAGNOLIA

A light, bright delight.

In nature, the delicate, creamy colour of the magnolia bloom is a welcome sign of spring. In wall design, it radiates a calm freshness, creating a light, friendly feel throughout the year.



U 1379 Magnolia
NCS S 0804-Y30R

CLASSIC COLLECTION

DARK NATURAL SHADES

—
Elegant of character.



Brown hues are associated with attributes such as refinement, warmth and charm. They are witnesses of tasteful discernment and, when applied to large

surface areas such as those of an operable partition, emit engaging elegance. The room is an expression of understatement. Complemented by

natural materials such as bamboo or stone, the interior design generates a feeling of pleasure in the presence of strong character.



UN 410 Cappuccino
RAL 050.60.10
NCS S 4010-Y50Rs



US 102 Taupe
NCS S 5005-Y50R

CLASSIC COLLECTION

TAUPE

The fashionable finish.

Taupe is becoming ever more popular in both haute couture and interior design. A mixture of grey and brown, the blend is regarded as neither too hot nor too cold – a “Goldilocks choice” that combines well with many other shades.



US 102 Taupe
NCS S 5005-Y50R

CLASSIC COLLECTION

ALUMINUM


—
Emphasising functionality.



Aluminum is particularly suitable as an office finish, accentuating the perception of reputable restraint. The spatial feeling can be

described as neutral and balanced. At the same time, this tone offers plenty of design freedom to impart to the interior a more

unconventional note with fabrics or furnishings in vibrant colours, creating a timeless atmosphere of undiminished modernity.



F 140 Aluminum Light

RAL 9006

NCS S 3500

CLASSIC COLLECTION

LIGHT WOOD SHADES

Natural charm.



Decors in light wood shades create a spatial experience characterised by natural permanency, effortless harmony and easy uniformity. The fine

wood grain structures of birch, maple and beech create a soft, elemental ambiance. Such finishes contrast well with fixtures and fittings in black with

stainless steel or aluminum trim to produce a rounded appearance of natural appeal.



H 4404 Birch



HN 521 Maple



H 800 Planked beech

CLASSIC COLLECTION

DARK WOOD SHADES

—
For contrasts rich in quality.



Dark wood shades are capable of creating a natural spatial feel that lends itself to contrasting decor. Concise in expression and

exuding strength, they awaken associations of quality and precision craftsmanship. An operable partition system in

such tones contrasts with white or grey, marrying nicely with them to generate an expectant atmosphere.




HL 1238 Oak Odessa




H 47 Dark Cherry




HL 1071 Walnut Light




HL 837 Walnut Dark



HN 6060 Olive



HN 555 Wenge




HB 403 Antique Oak

CLASSIC COLLECTION

ANTIQUÉ OAK

The enduring alternative.

The deciduous decor that is nevertheless an evergreen when it comes to surviving fashion fads. Always offering something different, it imparts freshness with a modern interpretation incorporating light-shaded grain patterns. Natural, solid and reliable – so eminently cosy, so welcoming.



HB 403 Antique Oak



CLASSIC COLLECTION

CLASSIC COLLECTION

Adding versatility to interior design.



The Classic Collection adds sophistication to surface. With the wide array of colours and shades available as partition finishes, this

range offers huge scope for individual creativity, enabling clients and designers to put their unique and individual mark on an interior design

and adding visual value to commercial buildings and private homes alike.



- High-quality laminate with melamine resin surface of parchment structure – RM (raw).
- Resistant to light, scratching, wear, tear and cracking, and also to standard acid-free household cleaners.

- No release of toxic, corrosive or other injurious substances in the event of fire.
- Surfaces can be cleaned with all common household cleaning products with the exception of those containing scouring agents.



DORMA Hüppe
Raumtrennsysteme
GmbH+Co. KG
Industriestraße 5
26655 OCHOLT
GERMANY
Phone +49 4409 666-0
Fax +49 4409 666-489
info.hueppe@dorma.com
www.dorma-hueppe.com

DORMA Hüppe Austria GmbH
Hollabererstraße 4b
4020 LINZ
AUSTRIA
Phone +43 732 600451
Fax +43 732 650326
office@dorma-hueppe.at
www.dorma-hueppe.at

DORMA CBP Schweiz AG
Martingsbruggstrasse 85
9016 ST. GALLEN
SWITZERLAND
Phone +41 71 282 82 82
Fax +41 71 282 82 83
info-cbp@dorma.com
www.dorma-cbp.ch

Colors in the catalog may differ from the actual colors due to printing inaccuracies.
All information subject to technical modification and error correction without notice.



CLASSIC COLLECTION

—
Surface finishes for operable
partitions

CLASSIC
COLLECTION

—
Surface finishes for operable partitions

